Double Stepped Shoulder Punches For Heavy Load (Finished For Retainers)

厚板用二段式沖頭(已做配合沖頭固定座加工)

HTP041

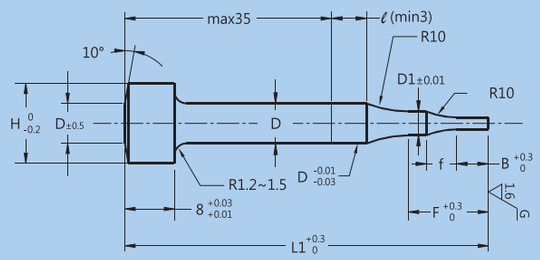

Type 品名	Material 材質	Hardness 硬度	Delivery 交貨日
HTP041-A	SKH51	61~64HRC	8 Working Days 8 個工作日
HTP041-B	Powdered Highspeed Steel 粉末高速鋼	64~67HRC	

D Tolerance 柄部直徑公差	
a	m5
b	+0.005 0

Type of Tip Shape 刃口形狀	Ⅰ	Ⅱ	Ⅲ	Ⅳ	Ⅴ
	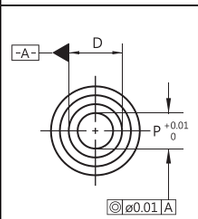	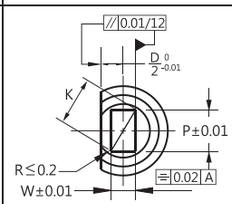	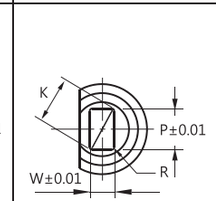	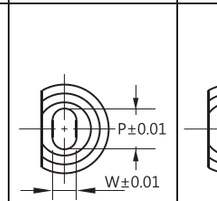	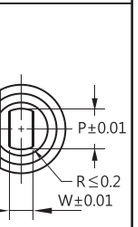
		R=0 Can be Selected 可指定R=0 P≧W $K=\sqrt{P^2+W^2}$	P≧W $0.15 \leq R < \frac{W}{2}$ $K=\sqrt{(P-2R)^2+(W-2R)^2+2R}$	P>W	P>W

Type 品名	D	L1 (u：10mm)	Ⅰ (u:0.01mm) P	Ⅰ (u:0.1mm) B	對角線 Kmax	Ⅱ/Ⅲ/Ⅳ/Ⅴ (u:0.01mm) P·W	Ⅱ/Ⅲ/Ⅳ/Ⅴ (u:0.1mm) B	Ⅲ (u:0.01mm) R	D1 (u:0.01mm)	F (u:0.1mm)	H
HTP041-A HTP041-B	5	50~80	1.50~1.999	2.0~20.0	4.96	1.00~1.49	2.0~8.0	$0.15 \leq R < \frac{W}{2}$	Ⅰ D>D1>P+0.01 Ⅱ Ⅲ Ⅳ Ⅴ D>D1>(P,K)+0.03	B+f+2<F≦Fmax & Ⅰ F≦L1-35 Ⅱ Ⅲ Ⅳ Ⅴ F≦L1-40	10
	5		2.00~3.999	2.0~35.0	4.96	1.50~1.99	2.0~13.0				10
	5		4.00~4.980	2.0~40.0	4.96	2.00~3.49	2.0~19.0				10
	5		4.00~4.980	2.0~40.0	4.96	3.50~4.96	2.0~25.0				10
	6		1.50~1.999	2.0~20.0	5.96	1.00~1.49	2.0~8.0				11
	6		2.00~3.999	2.0~35.0	5.96	1.50~1.99	2.0~13.0				11
	6		4.00~5.980	2.0~40.0	5.96	2.00~3.49	2.0~19.0				11
	6		4.00~5.980	2.0~40.0	5.96	3.50~4.99	2.0~25.0				11
	6		4.00~5.980	2.0~40.0	5.96	5.00~5.96	2.0~30.0				11
	8	50~100	1.50~1.999	2.0~20.0	7.96	1.00~1.49	2.0~8.0				13
	8		2.00~3.999	2.0~35.0	7.96	1.50~1.99	2.0~13.0				13
	8		4.00~5.999	2.0~45.0	7.96	2.00~3.49	2.0~19.0				13
	8		6.00~7.980	2.0~60.0	7.96	3.50~4.99	2.0~25.0				13
	8		6.00~7.980	2.0~60.0	7.96	5.00~7.96	2.0~30.0				13
	10		1.50~1.999	2.0~20.0	9.96	1.25~1.49	2.0~8.0				15
	10		2.00~3.999	2.0~35.0	9.96	1.50~1.99	2.0~13.0				15
	10		4.00~5.999	2.0~45.0	9.96	2.00~3.49	2.0~19.0				15
	10		6.00~9.980	2.0~60.0	9.96	3.50~4.99	2.0~25.0				15
	10		6.00~9.980	2.0~60.0	9.96	5.00~9.96	2.0~30.0				15

※ u=unit

Further dimensions on repuest
規格尺寸若另有需求，歡迎洽詢

Double Stepped Shoulder Punches For Heavy Load (Finished For Retainers)
厚板用二段式沖頭(已做配合沖頭固定座加工)

Type 品名	D	L1 (u：10mm)	Ⅰ (u:0.01mm) P	Ⅰ (u:0.1mm) B	對角線 Kmax	Ⅱ/Ⅲ/Ⅳ/Ⅴ (u:0.01mm) P·W	Ⅱ/Ⅲ/Ⅳ/Ⅴ (u:0.1mm) B	Ⅲ (u:0.01mm) R	D1 (u:0.01mm)	F (u:0.1mm)	H
HTP041-A HTP041-B	13	50~100	3.00~3.999	2.0~35.0	12.96	1.50~1.99	2.0~13.0	$0.15 \leq R < \frac{W}{2}$	Ⅰ D>D1>P+0.01 Ⅱ Ⅲ Ⅳ Ⅴ D>D1>(P,K)+0.03	B+f+2<F≦Fmax & Ⅰ F≦L1-35 Ⅱ Ⅲ Ⅳ Ⅴ F≦L1-40	18
	13		4.00~5.999	2.0~45.0	12.96	2.00~3.49	2.0~19.0				18
	13		6.00~12.980	2.0~60.0	12.96	3.50~4.99	2.0~25.0				18
	13		6.00~12.980	2.0~60.0	12.96	5.00~12.96	2.0~30.0				18
	16		5.00~5.999	2.0~45.0	15.96	2.00~3.49	2.0~19.0				21
	16		6.00~15.980	2.0~60.0	15.96	3.50~4.99	2.0~25.0				21
	16		6.00~15.980	2.0~60.0	15.96	5.00~15.96	2.0~30.0				21
	20		6.50~19.980	2.0~60.0	19.96	2.50~3.49	2.0~19.0				25
	20		6.50~19.980	2.0~60.0	19.96	3.50~4.99	2.0~25.0				25
	20		6.50~19.980	2.0~60.0	19.96	5.00~19.96	2.0~30.0				25
	25		9.00~24.980	2.0~60.0	24.96	3.00~3.49	2.0~19.0				30
	25		9.00~24.980	2.0~60.0	24.96	3.50~4.99	2.0~25.0				30
	25		9.00~24.980	2.0~60.0	24.96	5.00~24.96	2.0~30.0				30

* D1>D-0.03→ℓ=0　If D1>D-0.03 , $D^{-0.01}_{-0.03}$ (press-in lead) is not included.　D1>D-0.03時，不附$D^{-0.01}_{-0.03}$(導入部)

Order Ex. 訂購範例

HTP041-□-5-L1-P-W-B-D1-F-□-□

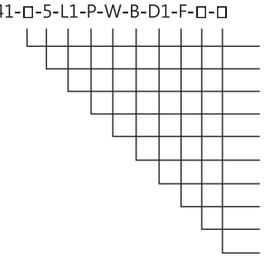

A or B	沖頭材質
OD.	外徑
Length	長度
Tip OD.	前端外徑
Tip Wide(Ⅱ/Ⅲ/Ⅳ/Ⅴ)	前端寬度(Ⅱ/Ⅲ/Ⅳ/Ⅴ)
Length of B	B長度
D1 OD.	D1外徑
Length of F	F長度
D Tolerance(a or b)	柄部直徑公差(a or b)
Type of Tip Shape(Ⅰ/Ⅱ/Ⅲ/Ⅳ/Ⅴ)	刃口形狀(Ⅰ/Ⅱ/Ⅲ/Ⅳ/Ⅴ)

Alterations 追加工名稱			Description 加工說明	Alterations 追加工名稱			Description 加工說明
Alterations to Tip 刃口追加工	SC		Lapping of tip 刃口拋光加工	Alterations to Full Length 全長追加工	LKC LKZ		Full length tolerance change 變更全長公差
	PRC	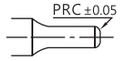	Rounding of tip side edge 刃口側端面R加工	Alterations to Head 頭緣部追加工	KC WKC KFC NKC	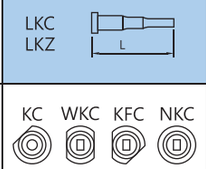	Addition key flats 止迴加工
	PCC	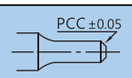	Chamfering to tip side edge 刃口側端面C倒角加工	Alterations to Shank 柄部追加工	SKC		Single key flat on shank 柄部平面加工(1面)
	PKC		Tip tolerance change 變更刃口公差		NDC		No press-in lead 無導入部
Alterations to Full Length 全長追加工	LC	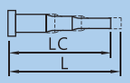	Full length change 變更全長 *請參考表9	*追加工詳細說明請參考產品概要-追加工說明			