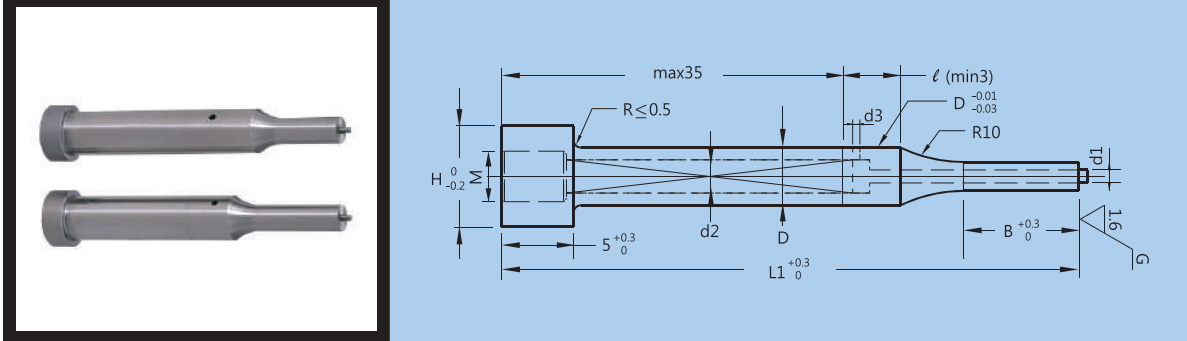
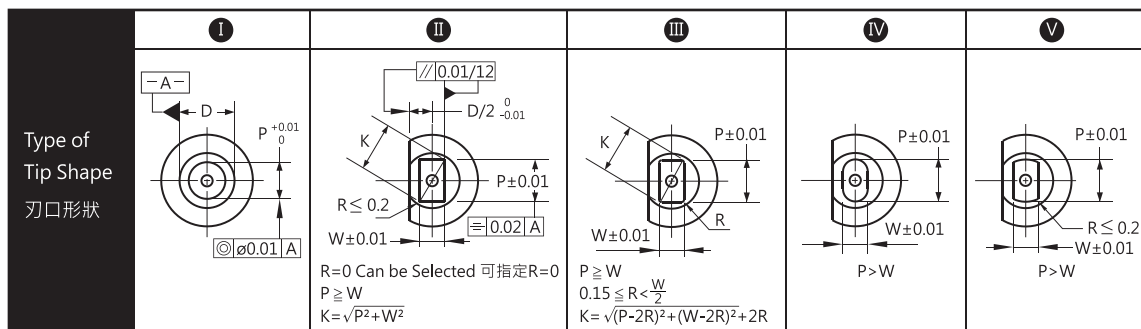


HTP006



Type 品名	Material 材質	Hardness 硬度	Delivery 交貨日
HTP006-A	D4~6 SKH51	61~64HRC	8 Working Days 8 個工作日
	D8~25 Equivalent to SKD11 SKD11同級	60~63HRC	
HTP006-B	Powdered Highspeed Steel 粉末高速鋼	64~67HRC	

D Tolerance 柄部直徑公差	
a	m5
b	+0.005 0



Type 品名	Tip Length 刃口長度	D	L1 (u: 10mm)	I (u:0.01mm) min. P max.	II/III/IV/V (u:0.01mm) P·Kmax.	II/III/IV/V (u:0.01mm) P·Wmin.	III (u:0.01mm) R	B	H	d1	d2	d3	M
HTP006-A	S	4	40~80	1.00~3.99	3.97	1.00	$0.15 \le R < \frac{W}{2}$	8	7	0.4	2.1	1.0	2.5
		5	40~80	2.00~4.99	4.97	2.00		8	8	0.7	2.6	3	
		6	40~80	2.00~5.99	5.97	2.00		8	9	0.7	2.6	3	
		8	(40)~100	3.00~7.99	7.97	3.00		13	11	1.1	3.4	4	
		10	(40)~100	3.00~9.99	9.97	3.00		13	13	1.5	4.4	5	
		13	(40)~100	6.00~12.99	12.97	6.00		13	16	1.8	4.4	5	
		16	(40)·(50)~100	10.00~15.99	15.97	6.00		19	19	2.8	4.4	5	
		20	(40)·(50)~100	13.00~19.99	19.97	6.00		19	23	2.8	4.4	5	
		25	(40)·(50)~100	18.00~24.99	24.97	6.00		19	28	2.8	4.4	5	
		HTP006-B	L	4	50~80	1.00~3.99		3.97	2.00	13	7	0.4	2.1
5	50~80			2.00~4.99	4.97	2.00	13	8	0.7	2.6	3		
6	50~80			2.00~5.99	5.97	2.00	13	9	0.7	2.6	3		
8	50~100			3.00~7.99	7.97	3.00	19	11	1.1	3.4	4		
10	50~100			3.00~9.99	9.97	3.00	19	13	1.5	4.4	5		
13	50~100			6.00~12.99	12.97	6.00	19	16	1.8	4.4	5		
16	60~100			10.00~15.99	15.97	6.00	25	19	2.8	4.4	5		
20	60~100			13.00~19.99	19.97	6.00	25	23	2.8	4.4	5		
25	60~100			18.00~24.99	24.97	6.00	25	28	2.8	4.4	5		

Further dimensions on request
規格尺寸若另有需求·歡迎洽詢

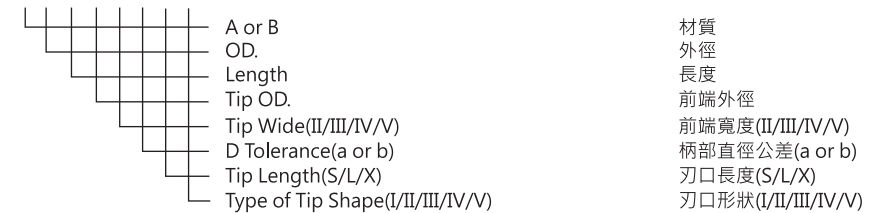
※ u=unit

Type 品名	Tip Length 刃口長度	D	L1 (u: 10mm)	I (u:0.01mm) min. P max.	II/III/IV/V (u:0.01mm) P·Kmax.	II/III/IV/V (u:0.01mm) P·Wmin.	III (u:0.01mm) R	B	H	d1	d2	d3	M
HTP006-A	X	5	60~80	2.00~4.99	4.97	3.50	$0.15 \le R < \frac{W}{2}$	25	8	0.7	2.1	1.0	2.5
		6	60~80	2.00~5.99	5.97	3.50		25	9	0.7	2.6	3	
		8	70~100	3.00~7.99	7.97	5.00		30	11	1.1	3.4	4	
		10	70~100	3.00~9.99	9.97	6.00		30	13	1.5	4.4	5	
		13	70~100	6.00~12.99	12.97	6.00		30	16	1.8	4.4	5	
		16	80~100	10.00~15.99	-	-		40	19	2.8	4.4	5	
		20	80~100	13.00~19.99	-	-		40	23	2.8	4.4	5	
		25	80~100	18.00~24.99	-	-		40	28	2.8	4.4	5	

* L1 (40)→B=6 If full length is (40),tip length is 6mm in all cases. 全長為(40)時·刃口長度一律為6mm
 * L1 (50)→B=13 If full length is (50),tip length is 13mm in all cases. 全長為(50)時·刃口長度一律為13mm
 * I : P>D-0.03→ $\ell=0$ If P>D-0.03 for a round punch,D^{-0.01}_{-0.03} (press-in lead) is not included. 圓沖頭P>D-0.03時·不附D^{-0.01}_{-0.03} (導入部)
 * II/III/IV/V : P·K>D-0.05→ $\ell=0$ If P·K>D-0.05 for a shaped punch,D^{-0.01}_{-0.03} (press-in lead) is not included. 變形沖頭P·K>D-0.05時·不附D^{-0.01}_{-0.03} (導入部)

Order Ex. 訂購範例

HTP006-□-4-L1-P-W-□-□-□



Alterations 追加加工名稱	Description 加工說明	Alterations 追加加工名稱	Description 加工說明	
Alterations to Tip 刃口追加加工	PC WC Tip dimension change 變更刃口尺寸 *請參考表5	Alterations to Head 頭部追加加工	HC Head diameter change 變更頭緣直徑 *請參考表1	
	BC Tip length change 變更刃口長度(比規格短) *請參考表12		TC Head thickness change 變更頭緣厚度 *請參考表1	
	PRC Rounding of tip side edge 刃口側端面R加工		TKM Head thickness tolerance change 變更頭緣厚度公差	
	PCC Chamfering to tip side edge 刃口側端面C倒角加工	TCC Chamfering of head 頭緣部C面加工	Alterations to Shank 柄部追加加工	RC Head thickness is machined to a tolerance of -0.04~0 relative to the retainer surface. 搭配沖頭固定座·在頭緣部做-0.04~0加工
	PKC Tip tolerance change 變更刃口公差	SKC Single key flat on shank 柄部平面加工(1面)		
	Alterations to Full Length 全長追加加工	LC Full length change 變更全長 *請參考表5		AC The jector pin is removed to create an air path and the side vent hole is plugged from the inside by inserting a resin (ABS) ring. 作為空壓用·將頂出銷拔除·放入環狀樹脂(ABS)從內側將橫孔塞柱
		LCT LMT Changes to head thickness tolerance and full length are processed using a single code. 變更頭緣厚度公差與全長 *請參考表1		NC The jector pin is removed. 拔除頂出銷
LKC LKZ Full length tolerance change 變更全長公差		NDC No press-in lead 無導入部		
Alterations to Head 頭部追加加工	KC WKC KFC NKC Addition key flats 止迴加工	*追加加工詳細說明請參考產品概要-追加加工說明		