

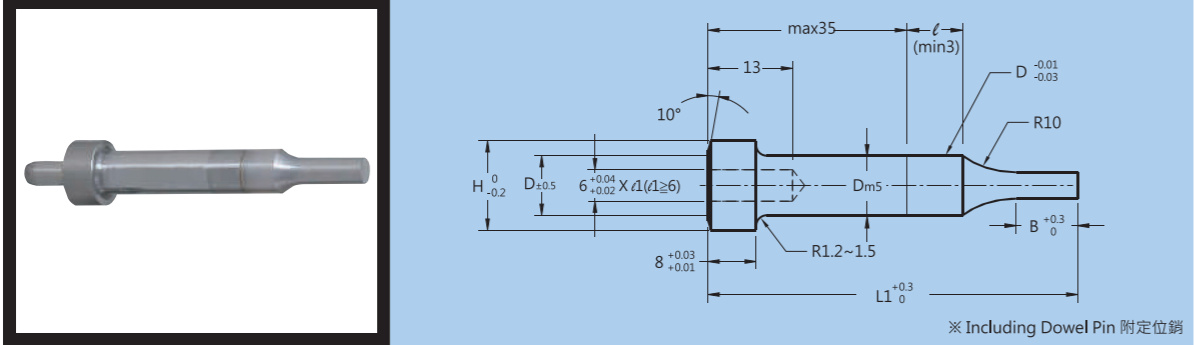


precision.MIT

Punches For Heavy Load With Locating
Dowel Holes(Finished For Retainers) - WPC · HW Coating

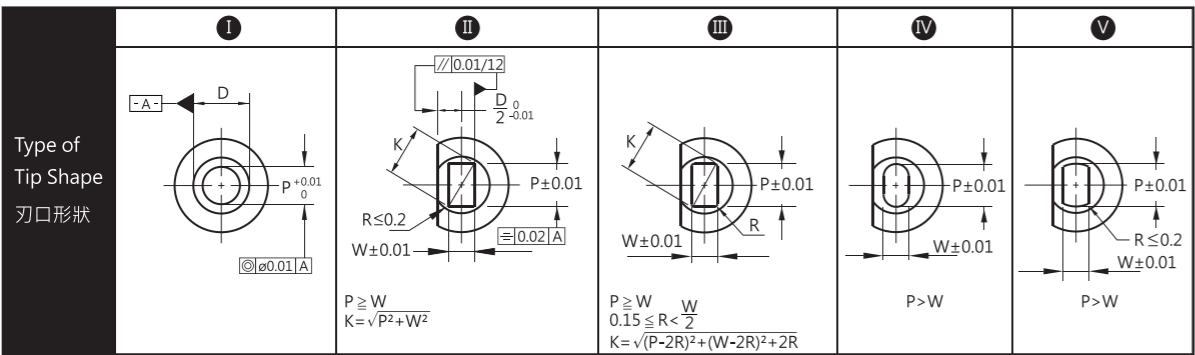
厚板用附定位孔沖頭(已做配合沖頭固定座加工) - WPC處理 · HW COAT處理

HTP037



Type 品名	Material 材質	Hardness 硬度	Surface Treatment 表面處理	Delivery 交貨日
HTP037-A	SKH51	61~64HRC Surface表面1000~1100HV	WPC	8 Working Days 8 個工作日
HTP037-B		61~64HRC Surface表面3000HV	HW COAT	

D Tolerance 柄部直徑公差
m5



Type 品名	Tip Length 刃口長度	D	L1 (u: 10mm)	I (u:0.01mm) min. P max.	II/III/IV/V (u:0.01mm) P-Kmax.	II/III/IV/V (u:0.01mm) P-Wmin.	III (u:0.01mm) R	B	H
HTP037-A	S	10	(50)~150	3.00~9.99	9.97	2.50	0.15 ≤ R < W/2	13	15
		13	(50)~150	6.00~12.99	12.97	3.00		13	18
		16	(50)~150	10.00~15.99	15.97	4.00		19	21
		20	(50)~150	13.00~19.99	19.97	5.00		19	25
		25	(50)~150	18.00~24.99	24.97	6.00		19	30
HTP037-B	L	10	60~150	3.00~9.99	9.97	2.50		19	15
		13	60~150	6.00~12.99	12.97	3.00		19	18
		16	70~150	10.00~15.99	15.97	4.00		25	21
		20	70~150	13.00~19.99	19.97	5.00		25	25
		25	70~150	18.00~24.99	24.97	6.00		25	30

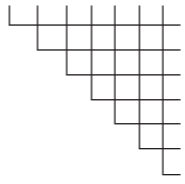
* L1 (50)→B=8 If full length is (50), tip length is 8mm in all cases. 全長為(50)時 · 刃口長度一律為8mm
 * I : P>D-0.03→ℓ=0 If P>D-0.03 for a round punch, D^{-0.01}/_{-0.03} (press-in lead) is not included. 圓沖頭P>D-0.03時 · 不附D^{-0.01}/_{-0.03} (導入部)
 * II/III/IV/V : P · K>D-0.05→ℓ=0 If P · K>D-0.05 for a shaped punch, D^{-0.01}/_{-0.03} (press-in lead) is not included. 變形沖頭P · K>D-0.05時 · 不附D^{-0.01}/_{-0.03} (導入部)

Punches For Heavy Load With Locating
Dowel Holes(Finished For Retainers) - WPC · HW Coating

厚板用附定位孔沖頭(已做配合沖頭固定座加工) - WPC處理 · HW COAT處理

Order Ex. 訂購範例

HTP037-□-10-L1-P-W-□-□



A or B
OD.
Length
Tip OD.
Tip Wide(II/III/IV/V)
Tip Length(S/L)
Type of Tip Shape(I/II/III/IV/V)

沖頭材質
外徑
長度
前端外徑
前端寬度(II/III/IV/V)
刃口長度(S/L)
刃口形狀(I/II/III/IV/V)

Alterations 追加工名稱	Description 加工說明	Alterations 追加工名稱	Description 加工說明
PC WC	Tip dimension change 變更刃口尺寸 *請參考表10	LC	Full length change 變更全長 *請參考表4
BC	Tip length change 變更刃口長度 *請參考表6	LKC	Full length tolerance change 變更全長公差
PRC	Rounding of tip side edge 刃口側端面R加工	KC WKC KFC NKC	Addition key flats 止迴追加工
PCC	Chamfering to tip side edge 刃口側端面C倒角加工	TPC	Dowel pin change 變更定位銷
PKC	Tip tolerance change 變更刃口公差	NDC	No press-in lead 無導入部

*追加工詳細說明請參考產品概要-追加工說明